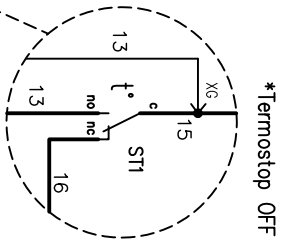
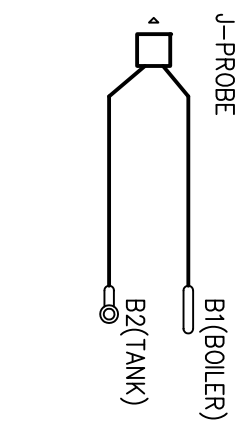
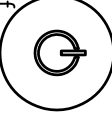



\*OPTIONAL


FLAT CABLE





REV. 00	REV./DATE	IMPIANTO / INSTALLATION	TITOLO / TITLE	N. DIS. / N. ARCH.	Foglio 1
		SCHEMA ELET.LAVASTOVIGLIE	SCHEMA FUNZIONALE / ELECTRICAL DIAGRAM	DATA EMISSIONE / DATE	Segue 2
		220-240V 1P+N 50/60HZ	410280	22/03/2017	


Q1 on/off 



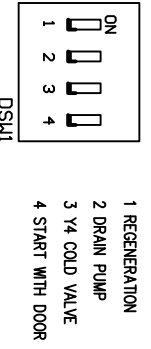
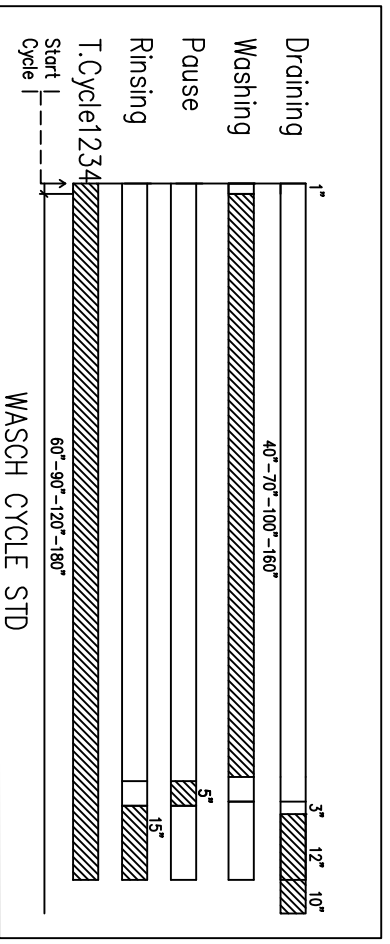
S2 regeneration 

S6 cold 

S3 drain 

S1 start 

Alarm Code	Descrizione	Description
B2	SONDA BOILER GUASTA	BOILER PROBE FAILED
E2	SONDA VASCA GUASTA	TANK PROBE FAILED
E1	RIEMPIMENTO VASCA FALLITO	WATER LOAD FAILED
B3	RISCALDAMENTO BOILER FALLITO	BOILER HEAT. ALARM
B5	SOVRATEMPERATURA BOILER	BOILER OVERHEATING
E5	SOVRATEMPERATURA VASCA	TANK OVERHEATING
E6	MANCATO SVUOTAMENTO VASCA	TANK DRAINING FAILED
Z10	MANCATO RIEMPIM. BT-SL8	FAILURE TO FILL BT-SL8

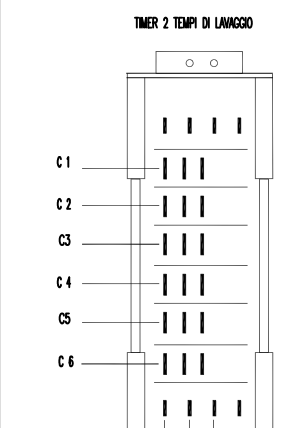
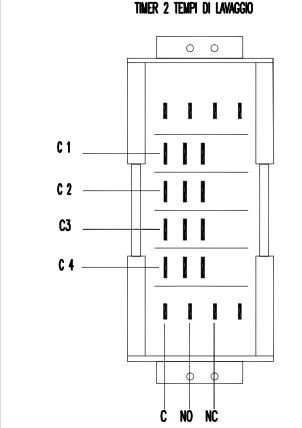
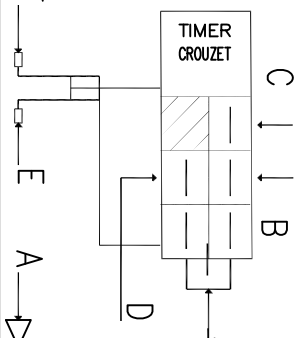
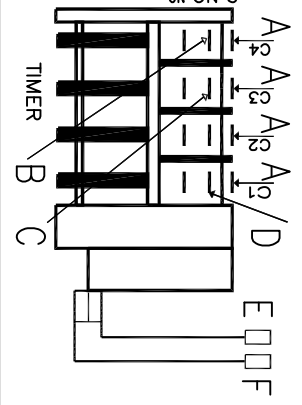


\* OPTIONAL

REV. 00	REV./DATE	IMPIANTO / INSTALLATION SCHEMA ELET.LAVASTOVIGLIE	TITOLO / TITLE SCHEMA FUNZIONALE / ELECTRICAL DIAGRAM	N. DIS. / N. ARCH. DATA EMISSIONE / DATE 22/03/2017	Foglio PAGE 2 Segue FOLLOWS
		220-240V 1P+N 50/60HZ	410280		TOT. FOGLI TOT. PAGE 2



00	ITALIANO	ITALIANO	01	02	03	04	05	06	07	08	09	10	11	12	13	14	15	16	17	18	19
01	FRANCESE	FRANCESE	01	02	03	04	05	06	07	08	09	10	11	12	13	14	15	16	17	18	19
02	INGLESE	INGLESE	01	02	03	04	05	06	07	08	09	10	11	12	13	14	15	16	17	18	19
03	GERMANO	GERMANO	01	02	03	04	05	06	07	08	09	10	11	12	13	14	15	16	17	18	19
04	SPAGNOLO	SPAGNOLO	01	02	03	04	05	06	07	08	09	10	11	12	13	14	15	16	17	18	19
05	PORTOGALLO	PORTOGALLO	01	02	03	04	05	06	07	08	09	10	11	12	13	14	15	16	17	18	19
06	RUSSO	RUSSO	01	02	03	04	05	06	07	08	09	10	11	12	13	14	15	16	17	18	19
07	UCRAINO	UCRAINO	01	02	03	04	05	06	07	08	09	10	11	12	13	14	15	16	17	18	19
08	GRECO	GRECO	01	02	03	04	05	06	07	08	09	10	11	12	13	14	15	16	17	18	19
09	CECO	CECO	01	02	03	04	05	06	07	08	09	10	11	12	13	14	15	16	17	18	19
10	POLACCO	POLACCO	01	02	03	04	05	06	07	08	09	10	11	12	13	14	15	16	17	18	19
11	ARMENO	ARMENO	01	02	03	04	05	06	07	08	09	10	11	12	13	14	15	16	17	18	19
12	GEORGIANO	GEORGIANO	01	02	03	04	05	06	07	08	09	10	11	12	13	14	15	16	17	18	19
13	ARMENO	ARMENO	01	02	03	04	05	06	07	08	09	10	11	12	13	14	15	16	17	18	19
14	ARMENO	ARMENO	01	02	03	04	05	06	07	08	09	10	11	12	13	14	15	16	17	18	19
15	ARMENO	ARMENO	01	02	03	04	05	06	07	08	09	10	11	12	13	14	15	16	17	18	19
16	ARMENO	ARMENO	01	02	03	04	05	06	07	08	09	10	11	12	13	14	15	16	17	18	19
17	ARMENO	ARMENO	01	02	03	04	05	06	07	08	09	10	11	12	13	14	15	16	17	18	19
18	ARMENO	ARMENO	01	02	03	04	05	06	07	08	09	10	11	12	13	14	15	16	17	18	19
19	ARMENO	ARMENO	01	02	03	04	05	06	07	08	09	10	11	12	13	14	15	16	17	18	19



REV.	REV./DATE	aggiunte varie	28/07/20
06			
IMPIANTO / INSTALLATION		SCHEMA ELETTRAVANTONIGLIE	
TITOLO / TITLE		LEGENDA SIGLE / LEGEND	
COD.DOC.		40003	
N. DIS.		06/10/2009	
N. ARGH.			
DATA EMISSIONE / DATE			
FOGLIO		FOGLI	
PAGE		PAGE	
2		2	
SEQUE		FOLLOWS	